

Please check:




- ✓ For spelling mistakes and missing digits
- ✓ That you've included all your vital details (email, URL, etc)
- ✓ That your design is contained within the safe area (explained to the right, if you're not sure)
- ✓ The orientation of your design. To check, fold this page in half - do your designs face the right way up?

Don't forget:

The colour will look different on your screen to the final print.

This proof is not a print-ready file. Any images on this preview are high-resolution, but are not our full print resolution. So your final print will look even snazzier than it does already.

What do the symbols mean?

-  Bleed (your design should fill this)
-  Trim (this is where we aim to trim your cards)
-  Safe area (make sure any important aspects of your design are inside of the safe area)

Have a question?

Read through our Frequently Asked Questions or contact our Customer Service Team at support.moo.com



The MOO Promise

If you're not totally happy with your order, talk to us and we'll make it right.



FRONT



BACK



You'll get 75 of this design

FRONT



BACK



You'll get 75 of this design